

Deep procedures for EVS:

Some deep procedures for teachers
and what software features matter for these

Steve Draper, Glasgow University

www.psy.gla.ac.uk/~steve/talks/evs5.html
(EVS = Electronic Voting Systems)

Keele 23 June 2010

1

Today's menu

- A. Evidence of learning success with EVS
- B. Catalytic assessment: some successful designs, all around provoking learning (deep) thinking
- C. Learner authored answers
- D. New use of EVS not for teaching but reflection: student-generated induction sessions
- E. Taking contingent teaching seriously
- F. Slideshow vs. palette approaches to EVS software
-
- A final word on assessment, and learning without teacher feedback

2

But first ... the moral of this tale

For learners:

Are they trying to memorise (shallow)
Or are they trying to understand? (deep)

For teachers:

It's not the technology stupid, it's the learning design that most affects learning outcomes.
But what is it that good designs are doing?
And what kind of software support fits that?

These are the mysteries this tale is about

3

Part A.

Some evidence about EVS

4

Hake

Hake (1998) published a survey of 62 courses (6,542 students) all studying the same subject, all using the same standardised test, and using it both pre- and post-.

He graphed the mean gain on each course against whether or not it had used the method of "Interactive engagement".

5

See fig. 1 in:

Hake, R.R. (1998) Interactive-engagement versus traditional methods: A six-thousand-student survey of mechanics test data for introductory physics courses Am.J.Physics 66(1), 64-74

Hake's results

6

Mazur

Crouch & Mazur (2001) published an analysis of 10 years of Mazur's MIT course.

Again, the standardised pre- and post-test.

He concludes he has doubled the amount of learning, but the graph suggests that really, he tripled it.

7

See fig.2 in:

Crouch, C.H. and Mazur, E. (2001), "Peer Instruction: Ten years of experience and results" American Journal of Physics 69, 970-977

Mazur's gains

8

Does EVS work? Evaluation overview

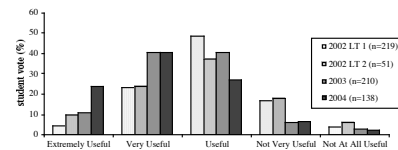
Exam results: At Strathclyde in Mechanical Engineering, first year dropouts were 20% in 1998, but since using EVS are 3%.

Attendance (when voluntary): in Glasgow Statistics large group tutorials for level 2: rose from roughly 20 to 80 (out of 200) when EVS introduced.

Attitude data: over all the applications at Glasgow, in all cases except one, a large majority of students said it was of overall benefit. The same is true of teachers.

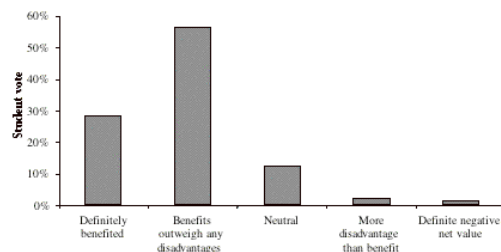
9

Simple "how useful?" question



10

Net benefit as judged by students



11

So:

So more effective teaching can be achieved.

"Interactive engagement" and "peer instruction" are usually delivered using Electronic Voting Systems (EVS).

But it isn't the technology, stupid; it's the teaching method, the learning design that makes the difference.

Hake and Mazur don't mention voting technology and some of the results predate it.

12

Part B:

Catalytic assessment

“Catalytic assessment” is a catch phrase for questions that may look like tests, but whose important mathemagenic (learning generating) effect is hidden in the learner.

13

Questions, which questions?

So more effective teaching can be achieved.

“Interactive engagement” and “peer instruction” revolve around asking students questions.

But what kind of questions?

14

Assertion-reason questions

Asking not about the truth of facts, but the reasons for a true fact.

- The question states a fact
- The response options list reasons
- All of these should be true
- All should have been in the course being tested
- => Then recognition will not help the student.

CAAC (Computer Assisted Assessment Centre) website advice on MCQ design:
http://www.caacentre.ac.uk/resources/objective_tests/index.shtml

15

Questions about reasons (sky)

The night sky is dark because:



- A. The Universe is infinite in size
- B. The Universe is expanding
- C. The Universe is made up of, mostly, Dark matter
- D. The Universe has only existed for a finite amount of time
- E. The distribution of stars is not smooth, but fractal

16

Asking about confidence

Hunt (1982) (in an artificial experiment) showed that participants who first chose an answer and then had to indicate a confidence level learned about 20% faster than those who just chose an answer.

(This general issue is sometimes called “metacognition”: when the learner isn’t just a recorder of information but reflects on their learning and may modify their learning activity because of this.)

Gardner-Medwin’s CBM (confidence based marking) is a direct application of this.

17

Mazur’s Brain teaser questions

The point is to provoke debate, internal and between peers.
Cf. Socratic questioning, and “catalytic assessment”

Remember the old logo or advert for Levi’s jeans that showed a pair of jeans being pulled apart by two teams of mules pulling in opposite directions. If one of the mule teams was sent away, and their leg of the jeans tied to a big tree instead, would the force (tension) in the jeans be:

- half
- the same
- or twice what it was with two mule teams?

18

Peer Instruction: Mazur Sequence

1. Concept question posed (brain teaser)
2. *Individual Thinking*: students given time to think individually (1-2 minutes)
3. Students provide individual responses
4. Students receive feedback – poll of responses presented as histogram display
5. *Peer Discussion*: students instructed to convince their neighbours that they have the right answer.
6. Retesting of same concept
7. Students provide individual responses (revised answer)
8. Students receive feedback – poll of responses presented as histogram display
9. Lecturer summarises and explains 'correct' response

19

Miyake and “constructive interaction”

We can understand Hake's and Mazur's demonstrated practical educational successes in terms of the theory developed in developmental psychology of how peer interaction promotes individual's conceptual advances.

Miyake (1986) got researchers round her lab to discuss their understanding of sewing machines.

Detailed analysis of the conversations showed that this was NOT teaching, yet both did advance their conceptions.

20

Christine Howe's work (1)

Long series of studies on peer interaction causing conceptual development.

Good selected paper:

Howe, C.J., Tolmie, A, and Rogers, C. (1992)

To get the effect, you need to work on the setup:

Peers with different prior beliefs

Elicit commitment to their personal view in advance e.g. write their view, then show peers this opinion.

21

Christine Howe's work (2)

- Benefit is delayed (e.g. 4 weeks)
- Final conceptions are different in solo than group interviews
- More advanced child ALSO advances still further
I.e. it is NOT information transmission
- “not agreement but private conflict resolution”
⇒ Mechanism is metacognition
(Howe, McWilliam, Cross 2005)

22

Learner authored questions

This is another powerful teaching tactic.

Basic idea:

Students have to design a test MCQ (best in a small group) complete with reasons why each response option is right or wrong.

Have to aim for questions that discriminate (splits class).

Why is this effective? Same underlying reason as Mazur: the factual question requires them to generate reasons

23

Catalytic assessment

“Catalytic assessment” is a catch phrase for questions that may look like tests, but whose important mathemagenic (learning generating) effect is hidden in the learner.

(For the full argument see my paper on this.)

"Catalytic assessment: understanding how MCQs and EVS can foster deep learning" British Journal of Educational Technology vol.40 no.2 pp.285-293

[This ref. is on the handout sheet]

24

Linking to the learner's own questions

Behind the notion of "catalytic assessment", and its focus on how learners may notice a bug in their understanding, and then correct it, is:—

The general point that learners bring with them, not a blank mind (though you can bore it into blankness) but their own ideas, questions, worries, prior conceptions.

Failing to address these means your 'teaching' will be unconvincing to the good students, irrelevant and incomprehensible to the bad.

That lies behind the success for elementary physics teaching of "brain teasers" play with everyday experiences.

25

So:

So more effective teaching is achievable.

And it can be achieved with EVS, asking questions of various types.

But it isn't the technology.

It isn't even really the format of the question (e.g. Bloom category / level), but what kind of thinking it elicits in the learner.

However what is very often important is the "learning design" in the sense of what the teacher does with, or rather, in response to, the answers that come back to questions....

26

Part C:

Learner authored answers (not qus) / Student Generated Content

27

Jaye Richards' new L-design

(being trialled with 12 year olds in a general science course)

- Start each block with a set of MCQs designed to:
 - Get them interested in what they are about to learn
 - To act as learning goals: what they must find out
- Don't tell them the right answers
- Apportion the MCQs (and response options) among the groups
- Each group, over next few periods, researches & creates a presentation (learner authored answers / SGC) on:
 - what the right answer is,
 - why each response option is right or wrong
 - Physical demonstrations
- Presentations by each group to whole class (Jigsaw)
- Retest on the original MCQs

28

The weatherman on the news predicted that thunder and lightning was on its way. Why would it be a better idea to put your hood up to keep yourself dry than to use an umbrella?



29

- a) It might be windy so the umbrella could break.
- b) The metal on the umbrella's handle and spokes could conduct electricity if lightning struck it.
- c) The metal on the umbrella handle could rust in the heavy rain.
- d) The umbrella could block your view from any potential hazards

30

You must be careful to keep a can of deodorant away from fire because it can explode. This is because:



31

1. the heat from the fire increases the pressure in the can by giving the atoms more energy.
2. the heat from the fire decreases the atoms' energy, also decreasing the pressure in the can.
3. If the can leaks, the chemicals react badly with the fire.
4. the aerosol's particles join together and solidify so there is no longer enough room in the can.
5. The can contains liquid, and when liquid boils the pressure and/or volume increases enormously.

32

What's powerful in Jaye's design?

- As in learner authored questions, it effectively gets them to give reasons, not rote memory
- Getting students to teach each other, and not the teacher doing exposition.
(Jigsaw design. Betty Collis' Student generated content)
- Using (EVS) questions to define the learning agenda for these student-teachers (EBL)
- Using (EVS) questions to motivate the learning agenda Cf. "pre-lab, pre-lect" methods; constructivism, ...

33

Part D:

Bowskill: new use of EVS not for teaching but reflection

34

Student generated induction

At the start of this academic session, we did an induction session for all the new students in one faculty to a novel recipe.

Big success with the students.

- Asked them about their concerns about being a student here
- Got them to discuss it
- Assembled a representation (using EVS) of the groups' concerns as a whole
- Got older students to comment on how they addressed each concern

35

Overall recipe, linking sessions

1. Level 2 session: elicit their retrospective and prospective concerns (about the year they just completed, and the new year starting); and their ideas about solutions.
2. Keep a few volunteers on to orient them for meeting level 1 students.
3. Level 1 session: elicit their prospective concerns, and possibly thoughts on finding solutions.
4. Joint meeting: go over the concerns, and the level 2 mentors comment on the solutions they favour for each.

36

Recipe within one session

Snowballing:

- Ask students to write down what their chief concern is
- Get them to discuss this with the 3 nearest people
- Get each group to text in their joint chief concern
- The presenter groups these into top 6?, 9? Concerns
- Get everyone (EVS) to rate amount of concern they personally have for each of the shortlisted ones
- Sort them by accumulated concern levels: show that display

37

Nick Bowskill's L-design

<http://www.psy.gla.ac.uk/~steve/bowskill/>

What to call it?

- Student generated PDP
- Group construction of common ground on group-relevant and significant matters.

38

Part E:

Taking contingent teaching seriously

And:

Learning plans based on linked questions

39

Basics underlying EVS use in class

You have to be ready with a plan of what you will do with the different possible response patterns from your questions. If you do nothing with them, you'll look, and be, stupid (unless you really are doing catalytic tactics).

Newcomers think you use EVS to get "student engagement". But experienced users see the chief benefit as feedback to the presenter on that audience. Why? Because that lets them do things differently depending on the audience.

40

Contingent teaching

The essential thing that EVS does is allow the presenter (and audience) to see at a glance what the spread of opinion in the room is: the favourite opinion, the degree of consensus or lack of it. And to do it for huge audiences too.

This is the fundamental functional advantage EVS gives.

Furthermore, what is the point of face to face meetings? Only if what the presenter says depends on that audience is it actually worth meeting.

I.e. the teacher's actions must be contingent on the audience's (just previous) actions.

41

Linked questions

Many important contingent learning plans design questions not in isolation, but in relation to each other in various ways.

1. Mazur's recipe links 2 votes (and a discussion) on the same question text.
2. Bowskill's design for student generated PDP links student proposed issues to a shortlist to plenary votes on the relative importance of each item on the shortlist.

42

3) Class test

30 mins working on paper
5 mins keying in answers to EVS (self-paced, not lockstep)
Presenter goes through the aggregated answers, with explanations.

Rapid turnaround
Cost effective
Dialogic, not monologue, feedback

43

4) Diagnostic tree questions

- A. McColl level 1 stats. Whole session based on a diagnostic tree. Quadrupled attendance (20 → 80 of 200)
- B. Tim Drysdale: software support for organising slides for this.
- C. Mark Russell: superior tactic of linked questions for diagnosis.
"Using an electronic voting system to enhance learning and teaching" Mark Russell (2008) [Engineering Education](#) vol.3 no.4 pp.58-65

N ≈ 71 students
Three questions testing same underlying concept of pressure gradient (how pressure varies with depth in water).

44

See figs.3-9 in:

Mark Russell (2008) "Using an electronic voting system to enhance learning and teaching" [Engineering Education](#) vol.3 no.4 pp.58-65

Mark
Russell
diagrams

45

5) Multi-step solution presentations

Meltzer & Manivannan suggest breaking down the time honoured method of "going through" a solution on the board into steps, and having the audience try to do each step (and vote on it) one by one.

It should certainly keep the audience together in the same place (while solo solutions lose learners down diverse error paths).

Problem

A 25 kg block has been sliding on a frictionless, horizontal ice surface at 2 m/s. Suddenly it encounters a large rough patch where the coefficient of kinetic friction is 0.05. How far does the block travel on this rough surface?

46

Some steps

Step 1. How many different forces are now acting on the block? (Ignore air resistance.)
a) 0 b) 1 c) 2 d) 3 e) 4 f) 5

Step 2. What is the direction of the weight force? (see diagram) A B C D E F

.....

Step 5. Is the block accelerating?
a) Yes b) No c) Not enough information

Step 6. What is the acceleration in the Y direction?
a) >0 b) <0 c) =0 d) Not enough information

47

Ben's 2 challenges to me

Apparently without meaning to, Ben and Josh from Wordwall delivered two shocks to my tacit assumptions about EVS, talks, ...

- A. (When we said they must support powerpoint for HE customers)
"Why would you want to give a slideshow?"
- B. How teachers actually really do re-use of colleagues' good teaching.

48

Challenge 1: Slideshows

People use ppt to pre-plan the sequence of their talk
The worst just read out their slides
Most use the slides as planning prompts and then ad-lib from their heads about them.

For workshops, people plan say 3 activities; produce paper materials for the activity e.g. discussion, and report.
They have a plan, but ppt is useless for representing it.

What is the same is:

- The existence of a plan;
- The preparation of some materials
- But much remains only in the head of the presenter.

N.B. in both cases it is the large timescale that is preplanned and frozen into external representations

Slideshow

Narrative

Transmission

Telling

HE

50

Slideshow

Narrative

Transmission

Telling

HE

Palette

LBE

Constructivism

Teaching

Schools

51

Plan

Presentation

Decisions

Action

Delivery

External storage → Human memory
Storage

N.B. in HE → facts in the head, activities carefully pre-frozen.

In schools → activities/occasion dynamic, facts and visuals frozen

52

Challenge 2: re-use

How teachers actually re-use colleagues' good teaching.

Do they want to borrow:

- The slides? No, they want to steal the ...
- Learning activity? But actually even that doesn't do it ..
- The stored resource: Yes.

They want the general idea/resource, but to set their own activity and questions based on it.

N.B. This is after all how HE people re-use textbooks.

=> What is wanted then is a toolkit allowing dynamic creation of questions and activities on the spot. The content might need preparing, not what is done with it in the session.

53

Part F:

Palette vs. slideshow style of support

Both the challenges imply we don't want a slideshow support like PPT but a palette-like toolbox for creating activities on the spot.

54

Flexible visual layout

(EVS) Questions don't have to be formatted all the same:
(Show the question; show the alternative answers; show the audience responses)

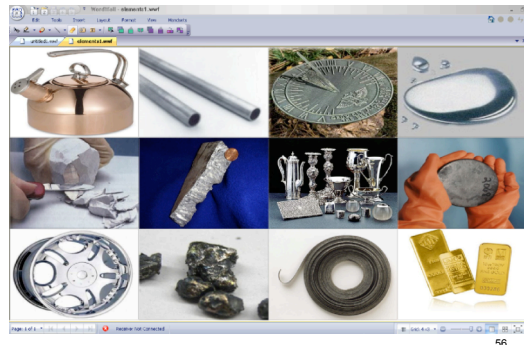
A. Display the answers, not the qu: The alternative responses can be set out in 2D, or all over the place. [Next slide and back]
The question may be simple: just speak it

B. Display the Question, not the answer options:
The question may be complex, and just say "answer 1-9 ...".

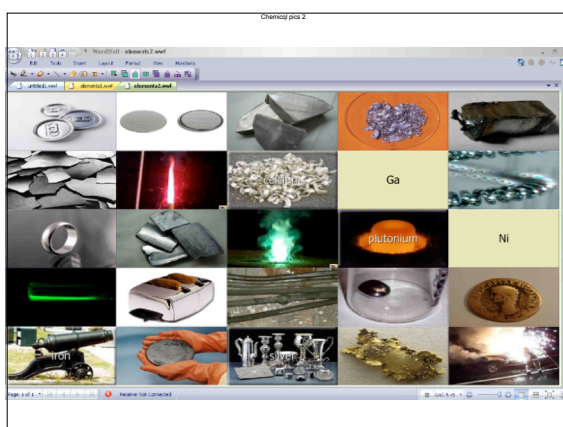
C. Display neither qu. nor answers. Just put up a diagram, say: "Which is the perpendicular? Press A for line A, etc."

55

Chemical metals example here



56



Quintin's programming example

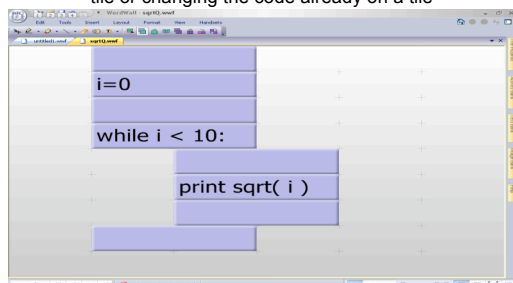
What follows are some screen shots of an interactive use of "Wordwall" EVS software in an introductory computer programming course.

It allowed students to vote on which part of the partial solution to fill in or correct; and then on what change to make to that element.

In Wordwall, you can pre-prepare display tiles so that "the answer" or other change is ready "on the back of the tile" i.e. to appear at a click.

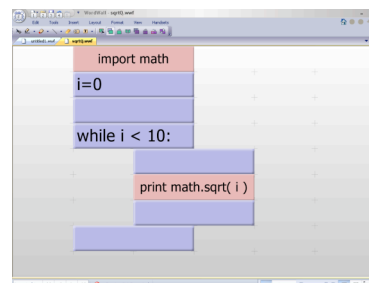
58

The problem is to write out the square roots of the numbers 1 to 10. The students can vote on any of these tiles to indicate something that should be different – either adding code to a blank tile or changing the code already on a tile



59

The students picked the `print sqrt(i)` as the first error (ie this tile got the most votes). In discussion in the class, we came to the code on the pink tiles as the solution. These were hidden on the back side of the tiles.



60

The students then voted the blank tile below `print math.sqrt(i)` as the next tile to change. Again, in discussion, we opted for the new line of code. I ran this in a Python window, and of course it didn't work, since the first value of `i` is 0.

```
import math
i=0
while i < 10:
    print math.sqrt( i )
    i = i + 1
```

61

So this is one solution – setting `i` to 1 to start with and changing the test on `i` to stay in the loop

```
import math
i = 1
while i <= 10:
    print math.sqrt( i )
    i = i + 1
```

62

and this is another – moving the position of `i`'s increment and leaving the original test.

```
import math
i=0
while i < 10:
    i = i + 1
    print math.sqrt( i )
```

63

Comment by Quintin (the teacher):

•There was a fairly easy/fluid interplay between class and teacher with the combination of the Word Wall, enabling me to flip over tiles easily to show different options, and the handsets, which allowed the students to direct the exploration, and also the use of Python to execute bits of code to validate or otherwise the students' answers.

64

Reprise: the moral of this tale

For learners:

Are they trying to memorise (shallow)
Or are they trying to understand? (deep)

For teachers:

It's not the technology stupid, it's the learning design that most affects learning outcomes.

But what is it that good designs are doing?
And what kind of software support fits that?

These are the mysteries this tale was about

65

Types of (non-teacher) feedback

Traditionally, in education, "feedback" is something teachers do to learners. Actually, many of the best students say they got Firsts without any feedback. How can this be? When is feedback actually needed?

- [concepts] Catalytic feedback: not a test, not a teacher judgement, but a fishhook planted in the mind, which prompts the learner to self-correct a concept.
- [methods] Learning by doing. Just (attempting) to do something causes learning without a critic:
 - ☐ You create (and remember) methods you didn't "have" before;
 - ☐ You look at the result and self-judge it against your own standards.
- This is probably enough for all learning except for getting learners to understand "deep" assessment criteria. These may be the one thing requiring teacher feedback.
 - [Core disciplinary criteria]

66

A place to stop

For the slides, handout etc. see:

<http://www.psy.gla.ac.uk/~steve/talks/evs5.html>